


Luxial



ETAP 

EXCELLENT LIGHTING, SAVING ENERGY

Luxial

Tweaked to perfection

Downlights



Ingenious design

Luxial downlights can be recognised by their simple shape and clean finish, thus blending in with the ceiling. Furthermore they are energy-efficient: the use of high-quality reflector materials, sophisticated reflector design and optimised thermal management result in fewer luminaires and comfortable lighting solutions. Installation is child's play, with no tools required. In addition, a clear cover protects the downlight against on-site dust and dirt during installation.

The possibilities are endless

Luxial encompasses an extensive family of luminaires: round and square versions, various reflectors and accessories, several diameters. Therefore the possibilities are endless.

In addition to versions with compact fluorescent lamp (TC-T lamp), there are versions with LED module, which combine the strong points of Luxial with the known advantages of LEDs: fast start-up time, low dimming levels, long lamp lifetime (25,000 burning hours with a maintenance factor of 74%) and energy-saving.



Luxial with LED module



Luxial with compact fluorescent lamp



Highest Efficiency

Luxial is designed in such a way that both fluorescent lamps and LED modules maintain their ideal operating temperature. The combination with the excellent reflector material – faceted specular or satin aluminium – ensures very high light output.

Luxial optics also create wide-angle distribution, often resulting in the need for fewer luminaires. For Luxial with TC-T lamp the housing construction minimises energy waste and does not display disturbing light images. Furthermore the Luxial housing sits against the reflector. Thus avoiding undesirable air displacement, which limits any loss of efficiency or soiling.

For Luxial with LED, the customised heat sink and the thermal foil ensure optimal cooling. As a result the LEDs achieve optimal efficiency and long lamp lifetime. Finally, the choice of the driver, with few losses and a good power factor, also has impact on the high energy-efficiency.



For Luxial with LED, the heat sink ensures optimal cooling.

The high-quality reflector material contributes to the high light output.



Flawless light performance

Daylight control

All our downlights can be fitted with ELS, ETAP's integrated daylight control, which has proven its efficiency in thousands of projects so far. The ELS sensor is discreetly tucked away behind the optics.

Luminance control

Luxial reflectors provide the necessary shielding for the lamp in view of high peak luminances. The luminance control of downlights with fluorescent lamp can be further improved with a radial louvre in the round downlight and cross baffles in the square option. The LED version with specular reflector (with a LED module of 1100 or 2000 lumen) has a UGR < 19, even without additional shielding.

Discreet or eye-catching

Luxial is available in specular or satin aluminium. The reflector in specular aluminium scores performs better in terms of efficiency, while downlights in satin aluminium bring a softer glow and appearance.



Downlights with a radial louvre



An integrated light control system ELS lowers consumption.



Optimal luminance management: downlight with cross baffles



Specular aluminium reflector (TC-T and LED)



Satin-anodised aluminium reflector for fluorescent lamps (left) or LED (right)

Luxial

No tools required




Easy installation

The three retaining clips for ceilings 1 – 35 mm guarantee perfect position. The edge is always pushed right up to the ceiling for a seamless transition between luminaire and ceiling.

Mounting is quick and does not require tools. Luxial downlights (except D14) are fitted with simple electrical connections using a Wieland plug. Additional anchoring with a chain (fall protection) is optional.

For Luxial with TC-T lamp, luminaire and power supply housing can be mounted separately, which is handy for restricted ceiling spaces. For applications with shallow depths, D14 – with a depth of only 100 mm – may provide a solution. For the LED version the driver is always mounted separately.

Luxial has a self-locating reflector that snaps in place and a temporary plastic cover to protect the reflector against dust and dirt whilst construction is in progress. The protective cover guarantees the downlights are spotless on commissioning.



Ease of installation: luminaire and power supply can be mounted together.



Separate assembly, particularly handy for restricted ceiling spaces



Luxial with LED only requires a depth of 140 mm, including 20 mm for air circulation.



Flexibility: the power supply can also be mounted on top of the luminaire.



Protection against building materials: easily removable

Luxial

Accessories



Special accents

Light, shape and colour

Luxial plays with light, shape and colour using numerous accessories that can be mounted in a flash. By means of a glass plate or ring under the downlights, for example, the surrounding area can be highlighted. The minimalist design creates the illusion that the accessories are floating under the Luxial downlight.

Furthermore a glass ring can be placed under most round luminaires, with a matching design cone, design oasis or design cylinder.

Luxial (with fluorescent lamp) is also available in versions with air extraction, which takes place through a bypass channel, in order for the air not to negatively impact the lamp's operating temperature. A glass plate under the lamp prevents loss of efficiency. Air extraction through luminaires means uncluttered ceilings due to the absence of air vent grids.

In humid environments Luxial downlights can be protected with an IP 44 glass cover.

The fluorescent version comes with the option to light the walls with a round or square wallwasher.




Downlights with air extraction make separate air vent grids superfluous.



Design oasis



Glass plate



IP44



Wallwasher

Luxial

Product overview



Round



Diameter: Ø 180, 205, 230 (TC-T lamp) or Ø 205 (LED*)




Air extraction

Square



Diameter: Ø 175, 205 (TC-T lamp) or Ø 175 (LED*), satin anodised reflector, HRSilver™

Options and accessoires



Frosted plate
(square or round)



Additional shielding
(square or round)

TC-T lamp 

LED module 



Wafer or flat trim



Specular aluminium reflector



Satin anodised reflector



Satin anodised reflector




Wallwasher



Surface-mounted version: Ø 210



Version for shallow mounting depth: 100 mm



Wafer or flat trim



Air extraction



Wallwasher



Glass ring
(square or round)



K9 emergency lighting module
(square or round)



ELS daylight control
(square or round)



IP44
(square or round)



Emergency unit
(square or round)



Cylinder
(round)



Disk
(round)



Cone
(round)

*LED version available in 2 colour temperatures: 3000K (warm white) and 4000K (natural white)



Luxial

Energy-efficient

- High light output
- Fewer luminaires due to efficient light distribution
- Integrated daylight control possible

Visual comfort

- Optimal luminance management

High-quality materials

Full range

- Round and square downlights
- Fluorescent lamp or LED module
- Numerous options and accessories

Easy installation and maintenance

ETAP Export Department ■ Antwerpsesteenweg 130 ■ 2390 Malle ■ Belgium ■ Tel. +32 (0)3 310 02 11 ■ Fax +32 (0)3 311 61 42
export@etaplighting.com

ETAP U.A.E. Dubai ■ Energy & Environment Park ■ Nucleotide Lab, 2nd floor, Office E0 01 ■ PO BOX 345014, Al Barsha ■ Dubai, UAE ■ Tel. +971 (0)4 434 7364 ■ Fax +971 (0)4 437 0378
export@etaplighting.com ■ www.etaplighting.com

ETAP Lighting, U.K. Branch ■ 7 Progress Business Centre ■ Whittle Park Way ■ Slough ■ Berkshire SL1 6DQ ■ Tel. +44 (0)1628 559650 ■ Fax +44 (0)1628 559012
e-mail: enquiries@etaplighting.com ■ www.etaplighting.com